


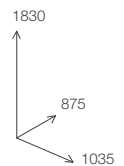




-  Double speed motorfan
-  Side-hinged door with hermetic closure
-  Direct steam injection



G|PRO 16 DIGITAL WITH TROLLEY

Max 16 trays 600 x 400 mm

Distance between trays 80 mm
 2 trays included
 5 motors with reverse system
 Temperature 0-280 °C
 Digital timer 0-10 h

2 water drop trays
 Cooling fan in the electronics area
 Powered steam chimney vent
 20 programs (6 cycles each program)
 With trolley

Electric power	24.000 W
Voltage	400 V - 3N ↓
Frequency	50/60 Hz
Weight	210 kg
Dimensions (W x D x H)	1035 x 875 x 1830 mm
Wheelbase feet (W x D)	800 x 545 mm

MADE IN
 ITALY

